



The **J-Key** Functions




J-Key




Keyboard & Mouse

To type TEXT



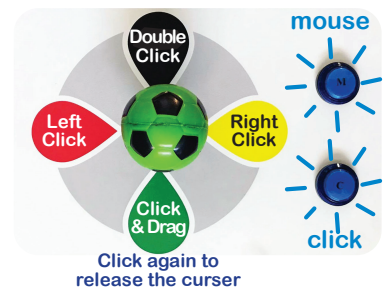
Follow the colour code and remember to **SEND** after each letter is coded

To use the MOUSE



Push mouse button.
The joystick will move the mouse cursor in the same direction

To use the CLICK




Push click button.
Moving the joystick to one of the click options while in mouse mode and click mode, will carry out that option.

Dragon Drop Mouse Practice Game

www.roomrecess.com/games/DragonDrop/play.html

TO PLAY

1. Enter the 1st game
2. Position the cursor in the centre of the dragons body.
3. Bump the "Click" button and move the joystick down to "Click & Drag".
4. Wait a second then move the Dragon to the food - Enjoy!



DOCUMENTATION AVAILABLE

- 1) The J-Key Keyboard and Mouse instruction
- 2) J-Key Exercises
- 3) ET Come on home story for J-Key
- 4) Questionnaire for students
- 5) Digital J-Key Code for split screen

For any information or assistance please contact Michael Watling

J-Key

e mjwatling@xtra.co.nz

P +64 27 628 6099